

## PORSCHE GT3 CUP BENELUX - CENTRAL EUROPE


### SPA EURO RACE

### FREE PRACTICE 2

### Analysis

■ Personal Best   
 ■ Session Best   
 ■ Crossing the finish line in pit lane

Lap	Time	Sector 1	Sector 2	Sector 3	Kph	Elapsed	Lap	Time	Sector 1	Sector 2	Sector 3	Kph	Elapsed	
<b>2</b>	<b>Hans FABRI</b> NED							3	2:39.688	44.417	1:14.667	40.604	157.9	8:52.595
	Team Raceart PORSCHE GT3 CUP 991							4	2:38.530	44.057	1:14.316	40.157	159.0	11:31.125
1	3:53.887	1:49.427	1:20.853	43.607	107.8	3:53.887	5	2:49.960 <b>B</b>	44.060	1:17.434	48.466	148.4	14:21.085	
2	2:44.819	47.570	1:15.898	41.351	153.0	6:38.706	6	4:31.387	2:36.748	1:14.252	40.387	92.9	18:52.472	
3	2:44.500	44.827	1:16.699	42.974	153.3	9:23.206	7	2:38.252	43.714	1:13.227	41.311	159.3	21:30.724	
4	2:51.218 <b>B</b>	44.906	1:15.985	50.327	147.3	12:14.424	8	4:24.490 <b>B</b>	57.209	1:44.858	1:42.423	95.3	25:55.214	
5	4:07.000	2:11.125	1:15.347	40.528	102.1	16:21.424	9	7:33.615	5:30.503	1:19.961	43.151	55.6	33:28.829	
6	2:41.712	44.563	1:16.792	40.357	155.9	19:03.136	10	2:49.648	45.357	1:21.887	42.404	148.6	36:18.477	
7	2:36.886	43.865	1:13.097	39.924	160.7	21:40.022	11	2:44.913	45.323	1:17.613	41.977	152.9	39:03.390	
8	2:41.373	44.359	1:15.026	41.988	156.2	24:21.395	12	2:43.004	44.127	1:17.098	41.779	154.7	41:46.394	
9	2:37.357	44.092	1:13.075	40.190	160.2	26:58.752								
10	2:38.752	44.272	1:14.099	40.381	158.8	29:37.504								
11	2:37.925	44.145	1:13.123	40.657	159.7	32:15.429								
12	2:36.075	44.195	1:12.410	39.470	161.6	34:51.504								
13	2:36.988	44.189	1:13.049	39.750	160.6	37:28.492								
14	2:46.781 <b>B</b>	43.911	1:13.777	49.093	151.2	40:15.273								
<b>3</b>	<b>Roger GROUWELS</b> NED													
	Team Raceart PORSCHE GT3 CUP 991													
1	3:30.661	1:36.991	1:14.084	39.586	119.7	3:30.661								
2	2:34.553	43.998	1:10.544	40.011	163.1	6:05.214								
3	2:31.129	42.137	1:10.480	38.512	166.8	8:36.343								
4	2:30.790	42.199	1:09.700	38.891	167.2	11:07.133								
5	2:38.248 <b>B</b>	42.279	1:09.819	46.150	159.3	13:45.381								
6	3:54.023	2:05.801	1:09.871	38.351	107.7	17:39.404								
7	2:29.907	42.007	1:09.554	38.346	168.2	20:09.311								
8	2:30.076	42.264	1:09.529	38.283	168.0	22:39.387								
9	2:30.292	42.176	1:09.628	38.488	167.8	25:09.679								
10	2:30.014	42.082	1:09.659	38.273	168.1	27:39.693								
11	2:30.612	42.225	1:10.007	38.380	167.4	30:10.305								
12	2:31.015	42.030	1:10.510	38.475	167.0	32:41.320								
13	2:30.944	42.112	1:10.159	38.673	167.0	35:12.264								
14	2:31.396	42.085	1:10.190	39.121	166.5	37:43.660								
15	2:38.331 <b>B</b>	42.044	1:09.914	46.373	159.2	40:21.991								
<b>4</b>	<b>Menno VAN DE GRIJSPAARDE</b> NED													
	GP Elite PORSCHE GT3 CUP 991													
1	4:57.675	3:04.053	1:14.093	39.529	84.7	4:57.675								
2	2:32.186	42.350	1:10.726	39.110	165.7	7:29.861								
3	2:30.530	41.962	1:09.549	39.019	167.5	10:00.391								
4	2:32.533	41.972	1:11.710	38.851	165.3	12:32.924								
5	2:32.032	42.038	1:10.524	39.470	165.8	15:04.956								
6	2:40.574 <b>B</b>	42.043	1:09.605	48.926	157.0	17:45.530								
7	5:40.305	3:48.128	1:11.184	40.993	74.1	23:25.835								
8	2:31.288	42.084	1:10.179	39.025	166.7	25:57.123								
9	2:30.701	41.704	1:10.305	38.692	167.3	28:27.824								
10	2:32.096	41.872	1:10.965	39.259	165.8	30:59.920								
11	2:42.805 <b>B</b>	41.964	1:12.413	48.428	154.9	33:42.725								
12	3:52.579	2:02.642	1:10.310	39.627	108.4	37:35.304								
13	2:31.879	42.320	1:10.443	39.116	166.0	40:07.183								
<b>7</b>	<b>Jedrzej SZCZESNIAK</b> POL													
	GT3 Poland PORSCHE GT3 CUP 991													
1	7:31.782	5:31.095	1:21.245	39.442	55.8	7:31.782								
2	2:30.228	42.500	1:09.554	38.174	167.8	10:02.010								
3	2:29.054	41.878	1:09.372	37.804	169.2	12:31.064								
4	2:28.614	41.850	1:09.369	37.395	169.7	14:59.678								
5	2:27.950	41.620	1:08.560	37.770	170.4	17:27.628								
6	2:28.707	42.305	1:08.939	37.463	169.6	19:56.335								
7	2:28.536	41.906	1:08.972	37.658	169.8	22:24.871								
8	2:29.141	41.929	1:09.246	37.966	169.1	24:54.012								
9	2:29.733	42.017	1:09.143	38.573	168.4	27:23.745								
10	2:29.630	42.218	1:09.655	37.757	168.5	29:53.375								
11	2:29.056	41.668	1:08.880	38.508	169.2	32:22.431								
12	2:29.220	41.913	1:08.999	38.308	169.0	34:51.651								
13	2:29.749	41.910	1:10.012	37.827	168.4	37:21.400								
14	2:28.972	42.221	1:08.931	37.820	169.3	39:50.372								
15	2:29.519	41.827	1:09.352	38.340	168.6	42:19.891								
<b>9</b>	<b>Christofer BAUER</b> GER													
	Forch Racing PORSCHE GT3 CUP 991													
1	2:54.372	1:01.082	1:11.769	41.521	144.6	2:54.372								
2	2:29.544	42.004	1:09.052	38.488	168.6	5:23.916								
3	2:28.538	42.362	1:08.177	37.999	169.7	7:52.454								
4	2:28.108	41.685	1:08.262	38.161	170.2	10:20.562								
5	2:36.747 <b>B</b>	41.541	1:09.021	46.185	160.9	12:57.309								
6	4:45.430	2:55.263	1:09.648	40.519	88.3	17:42.739								
7	2:28.038	41.588	1:08.463	37.987	170.3	20:10.777								
8	2:42.243 <b>B</b>	41.983	1:09.127	51.133	155.4	22:53.020								
<b>11</b>	<b>Wolfgang TRILLER</b> DEU													
	Platinum Racing PORSCHE GT3 CUP 991													
1	3:08.225	1:17.122	1:12.047	39.056	134.0	3:08.225								
2	2:29.646	41.910	1:09.829	37.907	168.5	5:37.871								
3	2:29.118	41.637	1:08.788	38.693	169.1	8:06.989								
4	2:27.737	41.683	1:08.188	37.866	170.7	10:34.726								
5	2:27.667	41.510	1:08.429	37.728	170.8	13:02.393								
6	2:38.669 <b>B</b>	41.880	1:09.129	47.660	158.9	15:41.062								
7	5:42.956	3:44.761	1:13.051	45.144	73.5	21:24.018								
8	2:30.757	43.169	1:09.458	38.130	167.3	23:54.775								
9	2:29.147	41.993	1:08.992	38.162	169.1	26:23.922								
10	2:32.512	41.949	1:10.965	39.598	165.3	28:56.434								
11	2:29.444	42.006	1:09.198	38.240	168.7	31:25.878								
12	2:32.039	42.776	1:10.824	38.439	165.8	33:57.917								
13	2:29.685	41.806	1:09.533	38.346	168.4	36:27.602								
14	2:29.815	41.912	1:09.632	38.271	168.3	38:57.417								
<b>6</b>	<b>Yves NOEL</b> BEL													
	Car Tuning Lease Motorsport PORSCHE GT3 CUP 991													
1	3:30.515	1:27.013	1:20.650	42.852	119.8	3:30.515								
2	2:42.392	46.069	1:15.970	40.353	155.3	6:12.907								




## PORSCHE GT3 CUP BENELUX - CENTRAL EUROPE

### SPA EURO RACE

### FREE PRACTICE 2

### Analysis

Lap	Time	Sector 1	Sector 2	Sector 3	Kph	Elapsed	Lap	Time	Sector 1	Sector 2	Sector 3	Kph	Elapsed
<b>12</b> <b>Jörn SCHMIDT-STAADE</b> DEU JSS Beteiligungsgesellschaft GmbH PORSCHE GT3 CUP 991							Legend: <span style="color: green;">■</span> Personal Best <span style="color: purple;">■</span> Session Best <span style="color: blue;">■</span> Crossing the finish line in pit lane						
15	2:30.414	42.899	1:09.363	38.152	167.6	41:27.831	3	2:35.596	42.990	1:13.331	39.275	162.0	8:38.243
1	2:58.619	1:04.955	1:13.674	39.990	141.2	2:58.619	4	<span style="color: green;">2:33.719</span>	43.156	<span style="color: green;">1:11.656</span>	<span style="color: green;">38.907</span>	164.0	11:11.962
2	2:31.677	42.027	1:11.018	38.632	166.2	5:30.296	5	2:34.523	<span style="color: green;">42.454</span>	1:12.906	39.163	163.2	13:46.485
3	<span style="color: green;">2:29.280</span>	41.867	1:09.435	<span style="color: green;">37.978</span>	168.9	7:59.576	6	2:35.381	42.558	1:12.280	40.543	162.3	16:21.866
4	2:29.291	41.826	<span style="color: green;">1:09.200</span>	38.265	168.9	10:28.867	7	2:36.805	44.234	1:13.002	39.569	160.8	18:58.671
5	2:38.045	41.978	1:10.009	46.058	159.5	13:06.912	8	2:34.439	42.908	1:12.056	39.475	163.3	21:33.110
6	4:39.850	2:50.730	1:10.447	38.673	90.1	17:46.762	9	2:37.320	43.956	1:13.450	39.914	160.3	24:10.430
7	2:29.420	41.735	1:09.537	38.148	168.7	20:16.182	10	2:35.596	43.223	1:12.784	39.589	162.0	26:46.026
8	2:29.544	41.644	1:09.678	38.222	168.6	22:45.726	11	2:37.290	42.504	1:14.107	40.679	160.3	29:23.316
9	2:29.284	<span style="color: green;">41.575</span>	1:09.556	38.153	168.9	25:15.010	12	2:37.634	43.443	1:13.445	40.746	160.0	32:00.950
10	2:41.704	41.816	1:10.118	49.770	155.9	27:56.714	13	2:47.942	<span style="color: blue;">42.743</span>	1:15.156	50.043	150.1	34:48.892
11	2:31.997	42.788	1:10.596	38.613	165.9	30:28.711							
12	2:30.969	41.777	1:10.446	38.746	167.0	32:59.680							
13	2:31.432	41.900	1:10.375	39.157	166.5	35:31.112							
14	2:30.946	41.866	1:10.552	38.528	167.0	38:02.058							
15	2:32.791	42.319	1:11.175	39.297	165.0	40:34.849							
<b>14</b> <b>Koen WAUTERS</b> BEL DVB Racing PORSCHE GT3 CUP 991													
1	3:42.159	1:46.976	1:15.057	40.126	113.5	3:42.159	1	3:46.457	1:47.785	1:17.280	41.392	111.3	3:46.457
2	2:32.365	42.658	1:10.625	39.082	165.5	6:14.524	2	2:34.412	43.197	1:12.096	39.119	163.3	6:20.869
3	2:37.421	42.466	1:10.245	44.710	160.2	8:51.945	3	2:30.928	41.932	1:10.189	38.807	167.1	8:51.797
4	5:36.848	3:38.667	1:12.253	45.928	74.9	14:28.793	4	2:30.881	42.276	1:10.434	<span style="color: green;">38.171</span>	167.1	11:22.678
5	6:21.068	4:30.757	1:10.315	39.996	66.2	20:49.861	5	2:30.354	42.035	1:09.973	38.346	167.7	13:53.032
6	2:31.915	<span style="color: green;">42.053</span>	1:11.123	<span style="color: green;">38.739</span>	166.0	23:21.776	6	2:49.890	44.518	1:16.153	49.219	148.4	16:42.922
7	2:32.054	42.538	1:10.559	38.957	165.8	25:53.830	7	3:42.605	1:48.386	1:13.505	40.714	113.3	20:25.527
8	<span style="color: green;">2:31.542</span>	42.335	<span style="color: green;">1:10.230</span>	38.977	166.4	28:25.372	8	2:31.827	41.952	1:10.860	39.015	166.1	22:57.354
9	2:32.279	42.271	1:11.188	38.820	165.6	30:57.651	9	<span style="color: green;">2:30.201</span>	<span style="color: green;">41.799</span>	1:09.891	38.511	167.9	25:27.555
10	2:41.756	44.271	1:11.927	45.558	155.9	33:39.407	10	2:39.273	42.473	1:11.040	45.760	158.3	28:06.828
11	7:55.912	6:05.940	1:10.983	38.989	53.0	41:35.319	11	4:24.542	2:32.377	1:13.036	39.129	95.3	32:31.370
							12	2:30.229	41.896	1:09.818	38.515	167.8	35:01.599
							13	2:30.297	42.080	<span style="color: green;">1:09.474</span>	38.743	167.8	37:31.896
							14	2:30.328	42.088	1:09.983	38.257	167.7	40:02.224
<b>23</b> <b>Dominik KOTARBA MAJKUTEWICZ</b> POL Lukas Motorsport PORSCHE GT3 CUP 991													
1	2:56.223	57.378	1:17.485	41.360	143.1	2:56.223	1	2:56.223	57.378	1:17.485	41.360	143.1	2:56.223
2	2:38.635	44.353	1:14.037	40.245	158.9	5:34.858	2	2:38.635	44.353	1:14.037	40.245	158.9	5:34.858
3	2:40.262	44.357	1:15.276	40.629	157.3	8:15.120	3	2:40.262	44.357	1:15.276	40.629	157.3	8:15.120
4	2:37.649	44.700	1:12.716	40.233	159.9	10:52.769	4	2:37.649	44.700	1:12.716	40.233	159.9	10:52.769
5	2:35.728	43.734	1:12.424	39.570	161.9	13:28.497	5	2:35.728	43.734	1:12.424	39.570	161.9	13:28.497
6	2:36.160	44.451	1:11.754	39.955	161.5	16:04.657	6	2:36.160	44.451	1:11.754	39.955	161.5	16:04.657
7	2:35.469	43.514	1:11.812	40.143	162.2	18:40.126	7	2:35.469	43.514	1:11.812	40.143	162.2	18:40.126
8	2:35.226	43.771	1:11.979	<span style="color: green;">39.476</span>	162.4	21:15.352	8	2:35.226	43.771	1:11.979	<span style="color: green;">39.476</span>	162.4	21:15.352
9	2:48.646	43.651	1:11.685	53.310	149.5	24:03.998	9	2:48.646	43.651	1:11.685	53.310	149.5	24:03.998
10	3:45.192	1:48.786	1:15.848	40.558	112.0	27:49.190	10	3:45.192	1:48.786	1:15.848	40.558	112.0	27:49.190
11	2:35.857	43.928	1:12.117	39.812	161.8	30:25.047	11	2:35.857	43.928	1:12.117	39.812	161.8	30:25.047
12	2:34.583	43.483	1:11.423	39.677	163.1	32:59.630	12	2:34.583	43.483	1:11.423	39.677	163.1	32:59.630
13	2:36.517	44.667	1:12.266	39.584	161.1	35:36.147	13	2:36.517	44.667	1:12.266	39.584	161.1	35:36.147
14	2:34.836	43.312	1:12.006	39.518	162.8	38:10.983	14	2:34.836	43.312	1:12.006	39.518	162.8	38:10.983
15	<span style="color: green;">2:34.427</span>	<span style="color: green;">43.309</span>	<span style="color: green;">1:11.140</span>	39.984	163.3	40:45.410	15	<span style="color: green;">2:34.427</span>	<span style="color: green;">43.309</span>	<span style="color: green;">1:11.140</span>	39.984	163.3	40:45.410
<b>24</b> <b>Pierre-Yves PACQUE</b> Speedlover PORSCHE GT3 CUP 997													
1	3:50.531	1:40.267	1:25.626	44.638	109.4	3:50.531	1	3:50.531	1:40.267	1:25.626	44.638	109.4	3:50.531
2	2:47.152	46.110	1:18.267	42.775	150.8	6:37.683	2	2:47.152	46.110	1:18.267	42.775	150.8	6:37.683
3	2:44.745	44.940	1:17.015	42.790	153.0	9:22.428	3	2:44.745	44.940	1:17.015	42.790	153.0	9:22.428
4	2:42.496	45.447	1:15.762	41.287	155.2	12:04.924	4	2:42.496	45.447	1:15.762	41.287	155.2	12:04.924
5	2:39.642	44.286	1:14.671	40.685	157.9	14:44.566	5	2:39.642	44.286	1:14.671	40.685	157.9	14:44.566
6	2:38.290	43.952	1:14.030	40.308	159.3	17:22.856	6	2:38.290	43.952	1:14.030	40.308	159.3	17:22.856
7	<span style="color: green;">2:37.869</span>	44.012	<span style="color: green;">1:13.648</span>	<span style="color: green;">40.209</span>	159.7	20:00.725	7	<span style="color: green;">2:37.869</span>	44.012	<span style="color: green;">1:13.648</span>	<span style="color: green;">40.209</span>	159.7	20:00.725
<b>17</b> <b>Jurgen VAN HOVER</b> BEL Speedlover PORSCHE GT3 CUP 991													
1	3:26.380	1:26.679	1:18.889	40.812	122.2	3:26.380	1	3:26.380	1:26.679	1:18.889	40.812	122.2	3:26.380
2	2:36.267	43.978	1:12.880	39.409	161.4	6:02.647	2	2:36.267	43.978	1:12.880	39.409	161.4	6:02.647




## PORSCHE GT3 CUP BENELUX - CENTRAL EUROPE

### SPA EURO RACE

### FREE PRACTICE 2

### Analysis

Lap	Time	Sector 1	Sector 2	Sector 3	Kph	Elapsed	Lap	Time	Sector 1	Sector 2	Sector 3	Kph	Elapsed
8	2:56.806 <b>B</b>	43.591	1:15.004	58.211	142.6	22:57.531	11	2:28.499	41.625	1:08.898	37.976	169.8	32:13.174
<b>25</b> <b>Dylan PEREIRA</b> <span style="float:right">LUX</span> Lukas Motorsport <span style="float:right">PORSCHE GT3 CUP 991</span>							<b>12</b> 2:38.383 <b>B</b> 42.511 1:09.719 46.153 159.2 34:51.557 <b>13</b> 3:46.630 1:58.642 1:09.860 38.128 111.3 38:38.187 <b>14</b> 2:29.482 41.867 1:09.278 38.337 168.7 41:07.669						
1	4:06.074	2:13.472	1:10.516	42.086	102.5	4:06.074	<b>35</b> <b>Stanislaw JEDLINSKI</b> <span style="float:right">POL</span> GT3 Poland <span style="float:right">PORSCHE GT3 CUP 991</span>						
2	2:30.695	41.522	1:10.037	39.136	167.3	6:36.769	1	7:04.747	4:50.166	1:28.145	46.436	59.4	7:04.747
3	2:28.433	41.339	1:08.942	38.152	169.9	9:05.202	2	2:46.626	45.642	1:17.508	43.476	151.3	9:51.373
4	2:30.126	42.304	1:09.694	38.128	168.0	11:35.328	3	2:47.270	45.711	1:17.980	43.579	150.7	12:38.643
5	2:29.539	41.599	1:09.604	38.336	168.6	14:04.867	4	2:43.059	44.965	1:15.240	42.854	154.6	15:21.702
6	2:29.486	41.629	1:09.478	38.379	168.7	16:34.353	5	2:40.727	44.666	1:14.565	41.496	156.9	18:02.429
7	2:39.807 <b>B</b>	41.484	1:10.239	48.084	157.8	19:14.160	6	2:40.614	44.059	1:15.235	41.320	157.0	20:43.043
<b>32</b> <b>Santiago CREEL</b> <span style="float:right">MEX</span> Forch Racing <span style="float:right">PORSCHE GT3 CUP 991</span>							7	2:52.782 <b>B</b>	45.035	1:16.034	51.713	145.9	23:35.825
1	4:59.382	3:02.288	1:16.416	40.678	84.2	4:59.382	8	5:27.899	3:21.332	1:19.290	47.277	76.9	29:03.724
2	2:39.821	44.861	1:13.567	41.393	157.8	7:39.203	9	2:45.299	45.420	1:16.275	43.604	152.5	31:49.023
3	2:36.599	43.902	1:12.256	40.441	161.0	10:15.802	10	2:47.724	45.151	1:20.035	42.538	150.3	34:36.747
4	2:38.240	46.778	1:11.595	39.867	159.3	12:54.042	11	2:42.785	44.933	1:16.031	41.821	154.9	37:19.532
5	2:38.713	44.896	1:11.815	42.002	158.9	15:32.755	12	2:44.627	44.916	1:16.825	42.886	153.2	40:04.159
6	2:42.058	44.274	1:17.667	40.117	155.6	18:14.813	<b>36</b> <b>Piotr WOJCIK</b> <span style="float:right">POL</span> Lukas Motorsport <span style="float:right">PORSCHE GT3 CUP 991</span>						
7	2:35.733	43.487	1:11.083	41.163	161.9	20:50.546	1	3:10.801	1:19.992	1:11.667	39.142	132.1	3:10.801
8	2:37.415	45.137	1:11.930	40.348	160.2	23:27.961	2	2:34.155	42.945	1:10.700	40.510	163.6	5:44.956
9	2:35.407	43.902	1:11.595	39.910	162.2	26:03.368	3	2:30.679	42.350	1:09.649	38.680	167.3	8:15.635
10	2:34.449	43.644	1:11.103	39.702	163.3	28:37.817	4	2:33.214	43.980	1:09.414	39.820	164.6	10:48.849
11	2:35.005	44.339	1:10.964	39.702	162.7	31:12.822	5	2:31.589	42.479	1:10.557	38.553	166.3	13:20.438
12	2:33.430	43.551	1:10.966	38.913	164.3	33:46.252	6	2:40.432 <b>B</b>	42.240	1:09.804	48.388	157.2	16:00.870
13	2:42.606	43.531	1:19.864	39.211	155.1	36:28.858	7	4:01.388	2:10.654	1:12.269	38.465	104.5	20:02.258
14	2:37.277	42.981	1:10.801	43.495	160.3	39:06.135	8	2:31.856	42.250	1:10.864	38.742	166.0	22:34.114
15	2:37.391	43.305	1:14.636	39.450	160.2	41:43.526	9	2:32.002	42.301	1:09.651	40.050	165.9	25:06.116
<b>33</b> <b>Juliusz SYTY</b> <span style="float:right">POL</span> Juliusz Syty <span style="float:right">PORSCHE GT3 CUP 991</span>							10	2:31.466	43.216	1:09.709	38.541	166.5	27:37.582
1	3:57.198	1:51.819	1:22.132	43.247	106.3	3:57.198	11	2:31.262	42.377	1:10.073	38.812	166.7	30:08.844
2	2:51.934	47.637	1:19.296	45.001	146.7	6:49.132	12	2:31.784	42.013	1:10.820	38.951	166.1	32:40.628
3	2:49.951	46.509	1:20.805	42.637	148.4	9:39.083	13	2:31.206	42.205	1:10.031	38.970	166.8	35:11.834
4	2:47.808	46.957	1:17.948	42.903	150.3	12:26.891	14	2:41.779 <b>B</b>	42.205	1:10.313	49.261	155.9	37:53.613
5	2:47.236	46.809	1:18.781	41.646	150.8	15:14.127	<b>37</b> <b>John DE WILDE</b> <span style="float:right">BEL</span> Speedlover <span style="float:right">PORSCHE GT3 CUP 991</span>						
6	2:45.650	46.250	1:17.259	42.141	152.2	17:59.777	1	3:32.403	1:37.792	1:14.425	40.186	118.7	3:32.403
7	2:42.647	45.372	1:15.258	42.017	155.0	20:42.424	2	2:36.220	44.343	1:12.533	39.344	161.4	6:08.623
8	2:44.992	45.058	1:16.878	43.056	152.8	23:27.416	3	2:34.064	42.826	1:11.255	39.983	163.7	8:42.687
9	2:56.509 <b>B</b>	46.133	1:17.526	52.850	142.8	26:23.925	4	2:41.367 <b>B</b>	42.853	1:11.471	47.043	156.3	11:24.054
10	4:42.016	2:41.132	1:18.814	42.070	89.4	31:05.941	5	3:44.850	1:52.301	1:13.500	39.049	112.1	15:08.904
11	2:57.618 <b>B</b>	46.310	1:17.514	53.794	142.0	34:03.559	6	2:35.912	43.889	1:12.674	39.349	161.7	17:44.816
<b>34</b> <b>Patrick EISEMANN</b> <span style="float:right">GER</span> Forch Racing by Lukas Motorsport <span style="float:right">PORSCHE GT3 CUP 991</span>							7	2:32.825	42.703	1:11.135	38.987	165.0	20:17.641
1	4:09.720	2:14.156	1:14.360	41.204	101.0	4:09.720	8	2:32.906	43.100	1:10.848	38.958	164.9	22:50.547
2	2:33.035	43.306	1:10.791	38.938	164.8	6:42.755	9	2:43.085 <b>B</b>	42.630	1:10.514	49.941	154.6	25:33.632
3	2:32.942	42.058	1:12.400	38.484	164.9	9:15.697	10	5:13.804	3:22.870	1:11.057	39.877	80.3	30:47.436
4	2:29.280	41.905	1:09.307	38.068	168.9	11:44.977	11	2:34.301	43.148	1:11.977	39.176	163.4	33:21.737
5	2:38.587 <b>B</b>	41.585	1:09.804	47.198	159.0	14:23.564	12	2:33.339	42.839	1:11.090	39.410	164.4	35:55.076
6	4:21.606 <b>B</b>				96.4	18:45.170	13	2:32.737	42.616	1:10.935	39.186	165.1	38:27.813
7	3:32.841	1:45.685	1:09.079	38.077	118.5	22:18.011	14	2:31.905	42.686	1:10.209	39.010	166.0	40:59.718
8	2:28.947	41.480	1:09.613	37.854	169.3	24:46.958	<b>47</b> <b>Alexandre JOUANNEM</b> <span style="float:right">FRA</span> DVB Racing <span style="float:right">PORSCHE GT3 CUP 991</span>						
9	2:29.039	41.992	1:08.850	38.197	169.2	27:15.997	1	3:32.403	1:37.792	1:14.425	40.186	118.7	3:32.403
10	2:28.678	41.828	1:08.932	37.918	169.6	29:44.675	2	2:36.220	44.343	1:12.533	39.344	161.4	6:08.623




## PORSCHE GT3 CUP BENELUX - CENTRAL EUROPE

### SPA EURO RACE

### FREE PRACTICE 2

### Analysis

Lap	Time	Sector 1	Sector 2	Sector 3	Kph	Elapsed	Lap	Time	Sector 1	Sector 2	Sector 3	Kph	Elapsed		
1	4:24.180	2:14.065	1:27.638	42.477	95.4	4:24.180	5	2:29.984	43.288	1:08.676	38.020	168.1	16:50.242		
2	2:31.526	41.913	1:10.174	39.439	166.4	6:55.706	6	2:28.689	41.828	1:08.672	38.189	169.6	19:18.931		
3	2:27.790	41.575	1:08.523	37.692	170.6	9:23.496	7	2:29.087	41.821	1:08.957	38.309	169.1	21:48.018		
4	2:53.865	53.301	1:20.859	39.705	145.0	12:17.361	8	2:41.281 B	42.139	1:09.858	49.284	156.3	24:29.299		
5	<b>2:27.379</b>	41.326	<b>1:08.319</b>	37.734	171.1	14:44.740	9	4:49.958	3:01.433	1:10.262	38.263	87.0	29:19.257		
6	2:54.390 B	41.315	1:19.548	53.527	144.6	17:39.130	10	2:29.238	<b>41.713</b>	1:08.985	38.540	169.0	31:48.495		
7	7:25.941	5:22.972	1:18.661	44.308	56.5	25:05.071	11	2:38.650 B	42.152	1:09.176	47.322	158.9	34:27.145		
8	2:27.872	41.478	1:08.565	37.829	170.5	27:32.943									
9	2:28.469	41.138	1:09.048	38.283	169.8	30:01.412									
10	2:50.737 B	44.506	1:14.404	51.827	147.7	32:52.149									
11	3:59.717	2:07.566	1:12.540	39.611	105.2	36:51.866									
12	2:27.421	41.246	1:08.538	<b>37.637</b>	171.0	39:19.287									
13	2:31.153	<b>41.042</b>	1:11.872	38.239	166.8	41:50.440									
<b>48</b> Mariusz URBANSKI POL							<b>88</b> Willem MEULDERS BEL								
GT3 Poland PORSCHE GT3 CUP 991							Speedlover PORSCHE GT3 CUP 991								
1	3:29.841	1:28.739	1:19.485	41.617	120.2	3:29.841	1	4:27.073	2:21.400	1:22.226	43.447	94.4	4:27.073		
2	2:37.310	43.836	1:13.608	39.866	160.3	6:07.151	2	2:41.519	45.020	1:15.827	40.672	156.1	7:08.592		
3	2:34.747	43.169	1:12.013	39.565	162.9	8:41.898	3	2:39.094	44.085	1:14.042	40.967	158.5	9:47.686		
4	2:33.403	43.022	1:11.284	39.097	164.4	11:15.301	4	2:38.722	44.261	1:13.966	40.495	158.9	12:26.408		
5	2:34.648	42.980	1:12.173	39.495	163.0	13:49.949	5	2:40.268	43.817	1:15.234	41.217	157.3	15:06.676		
6	2:34.184	43.161	1:11.692	39.331	163.5	16:24.133	6	2:48.564 B	44.460	1:15.917	48.187	149.6	17:55.240		
7	2:45.245 B	42.891	1:13.220	49.134	152.6	19:09.378	7	6:52.938	4:57.408	1:14.884	40.646	61.1	24:48.178		
8	4:48.021	2:54.213	1:14.889	38.919	87.5	23:57.399	8	<b>2:36.888</b>	<b>43.561</b>	<b>1:12.961</b>	<b>40.366</b>	160.7	27:25.066		
9	2:32.802	42.939	1:11.190	38.673	165.0	26:30.201	9	2:39.472	43.676	1:15.352	40.444	158.1	30:04.538		
10	2:49.305	42.682	<b>1:09.680</b>	56.943	148.9	29:19.506	10	2:49.038 B	43.809	1:15.977	49.252	149.2	32:53.576		
11	2:32.683	44.437	1:09.800	38.446	165.1	31:52.189									
12	2:33.012	42.534	1:11.260	39.218	164.8	34:25.201									
13	2:32.523	42.599	1:11.220	38.704	165.3	36:57.724									
14	2:31.550	<b>42.502</b>	1:10.621	<b>38.427</b>	166.4	39:29.274									
15	<b>2:31.225</b>	42.672	1:09.976	38.577	166.7	42:00.499									
<b>69</b> Marcin JAROS POL							<b>98</b> Yannick HOOGAARS BEL								
Lukas Motorsport PORSCHE GT3 CUP 991							BELGIUM Racing PORSCHE GT3 CUP 991								
1	2:38.912	49.186	1:10.847	38.879	158.7	2:38.912	1	2:50.114	56.782	1:13.307	40.025	148.2	2:50.114		
2	2:29.531	41.912	1:09.302	38.317	168.6	5:08.443	2	2:34.536	43.124	1:11.216	40.196	163.2	5:24.650		
3	2:29.984	42.462	1:09.327	38.195	168.1	7:38.427	3	2:39.158 B	42.341	1:10.591	46.226	158.4	8:03.808		
4	2:29.394	41.902	1:09.365	38.127	168.8	10:07.821	4	5:11.387	3:17.631	1:13.644	40.112	81.0	13:15.195		
5	<b>2:28.927</b>	<b>41.521</b>	1:09.323	38.083	169.3	12:36.748	5	2:29.674	42.112	1:09.264	<b>38.298</b>	168.5	15:44.869		
6	2:29.718	41.585	1:10.111	<b>38.022</b>	168.4	15:06.466	6	<b>2:28.665</b>	<b>41.557</b>	<b>1:08.750</b>	38.358	169.6	18:13.534		
7	2:40.720 B	41.538	<b>1:09.028</b>	50.154	156.9	17:47.186	7	2:33.734	42.412	1:11.817	39.505	164.0	20:47.268		
8	4:35.696	2:47.339	1:09.810	38.547	91.5	22:22.882	8	2:51.259	41.671	1:24.917	44.671	147.2	23:38.527		
9	2:42.301 B	41.798	1:09.140	51.363	155.4	25:05.183	9	2:30.524	42.044	1:09.502	38.978	167.5	26:09.051		
10	3:23.108	1:35.254	1:09.349	38.505	124.1	28:28.291	10	2:29.317	41.761	1:08.980	38.576	168.9	28:38.368		
11	2:31.295	41.979	1:10.662	38.654	166.7	30:59.586	11	2:39.584 B	42.628	1:09.484	47.472	158.0	31:17.952		
12	2:30.017	42.047	1:09.841	38.129	168.1	33:29.603	12	6:13.381	4:22.820	1:11.463	39.098	67.5	37:31.333		
13	2:34.144	45.783	1:10.257	38.104	163.6	36:03.747	13	2:41.142	50.122	1:11.698	39.322	156.5	40:12.475		
14	2:29.445	41.915	1:09.468	38.062	168.7	38:33.192									
15	2:29.604	41.852	1:09.664	38.088	168.5	41:02.796									
<b>77</b> Marcin JEDLINSKI POL							<b>99</b> Dylan DERDAELE BEL								
GT3 Poland PORSCHE GT3 CUP 991							BELGIUM Racing PORSCHE GT3 CUP 991								
1	6:47.995	4:55.917	1:12.773	39.305	61.8	6:47.995	1	2:45.226	53.402	1:12.461	39.363	152.6	2:45.226		
2	2:33.811	42.312	1:09.864	41.635	163.9	9:21.806	2	2:30.944	42.602	1:10.098	<b>38.244</b>	167.0	5:16.170		
3	<b>2:27.505</b>	41.875	<b>1:07.849</b>	<b>37.781</b>	170.9	11:49.311	3	2:30.564	41.743	1:10.259	38.562	167.5	7:46.734		
4	2:30.947	41.822	1:10.119	39.006	167.0	14:20.258	4	2:40.080 B	43.148	1:10.987	45.945	157.5	10:26.814		
							5	5:15.833	3:27.055	1:10.283	38.495	79.8	15:42.647		
							6	<b>2:29.946</b>	41.727	<b>1:09.609</b>	38.610	168.2	18:12.593		
							7	2:38.347 B	41.955	1:10.548	45.844	159.2	20:50.940		
							8	5:04.966	3:14.947	1:11.099	38.920	82.7	25:55.906		
							9	2:30.809	41.841	1:10.316	38.652	167.2	28:26.715		
							10	2:31.466	<b>41.545</b>	1:11.331	38.590	166.5	30:58.181		
							11	2:39.448 B	42.362	1:10.562	46.524	158.1	33:37.629		
							12	5:21.665 B	3:19.010	1:12.682	49.973	78.4	38:59.294		
<b>119</b> Piotr PARYS POL							<b>119</b> Piotr PARYS POL								
Lukas Motorsport PORSCHE GT3 CUP 991							Lukas Motorsport PORSCHE GT3 CUP 991								
1	2:51.210	1:00.042	1:12.498	38.670	147.3	2:51.210	1	2:51.210	1:00.042	1:12.498	38.670	147.3	2:51.210		
2	2:29.045	41.641	1:09.087	38.317	169.2	5:20.255	2	2:29.045	41.641	1:09.087	38.317	169.2	5:20.255		



## PORSCHE GT3 CUP BENELUX - CENTRAL EUROPE

### SPA EURO RACE

### FREE PRACTICE 2

### Analysis

■ Personal Best   
 ■ Session Best   
 B Crossing the finish line in pit lane

Lap	Time	Sector 1	Sector 2	Sector 3	Kph	Elapsed	Lap	Time	Sector 1	Sector 2	Sector 3	Kph	Elapsed
3	<span style="color: green;">2:28.057</span>	<span style="color: green;">41.249</span>	<span style="color: green;">1:08.740</span>	<span style="color: green;">38.068</span>	170.3	7:48.312	2	2:35.149	43.250	1:12.803	39.096	162.5	5:40.295
4	2:52.457 <b>B</b>	41.504	1:17.315	53.638	146.2	10:40.769	3	2:32.437	42.126	1:11.519	38.792	165.4	8:12.732
<b>268</b> Arif SUYABATMAZ AUS GO Motorsports by DVB RACING PORSCHE GT3 CUP 997							4	2:33.057	42.583	1:11.427	39.047	164.7	10:45.789
1	3:44.798	1:39.377	1:21.196	44.225	112.2	3:44.798	5	2:31.962	42.390	1:10.867	38.705	165.9	13:17.751
2	2:40.956	45.303	1:15.176	40.477	156.7	6:25.754	6	2:32.143	42.096	1:11.240	38.807	165.7	15:49.894
3	2:38.489	44.194	1:14.418	39.877	159.1	9:04.243	7	4:18.849 <b>B</b>	42.069	1:10.667	2:26.113	97.4	20:08.743
4	2:37.590	43.759	1:14.335	<span style="color: green;">39.496</span>	160.0	11:41.833	8	2:50.636	58.183	1:12.758	39.695	147.8	22:59.379
5	2:39.843	43.135	1:15.975	40.733	157.7	14:21.676	9	2:46.830 <b>B</b>	43.359	1:12.044	51.427	151.1	25:46.209
6	2:45.393 <b>B</b>	<span style="color: green;">42.564</span>	<span style="color: green;">1:12.904</span>	49.925	152.4	17:07.069	10	4:16.249	2:21.764	1:14.514	39.971	98.4	30:02.458
7	4:34.827	2:40.686	1:14.236	39.905	91.7	21:41.896	11	<span style="color: green;">2:31.402</span>	42.321	1:10.561	<span style="color: green;">38.520</span>	166.5	32:33.860
8	2:37.609	42.778	1:13.709	41.122	160.0	24:19.505	12	2:31.458	<span style="color: green;">42.014</span>	<span style="color: green;">1:10.313</span>	39.131	166.5	35:05.318
9	2:37.899	43.453	1:13.592	40.854	159.7	26:57.404	13	2:31.730	42.418	1:10.370	38.942	166.2	37:37.048
10	2:38.273	43.504	1:15.265	39.504	159.3	29:35.677							
11	<span style="color: green;">2:37.038</span>	42.996	1:14.315	39.727	160.6	32:12.715							
12	2:37.047	43.220	1:14.154	39.673	160.6	34:49.762							
13	2:40.886	43.478	1:17.668	39.740	156.7	37:30.648							
14	2:40.732	43.218	1:16.949	40.565	156.9	40:11.380							
<b>269</b> Yadel OSKAN TUR GO Motorsports by DVB RACING PORSCHE GT3 CUP 997													
1	5:53.710	3:33.801	1:30.157	49.752	71.3	5:53.710							
2	2:52.490	46.743	1:15.479	50.268	146.2	8:46.200							
3	2:52.525 <b>B</b>	44.519	1:14.910	53.096	146.1	11:38.725							
4	9:23.818	7:14.533	1:20.872	48.413	44.7	21:02.543							
5	2:38.625	45.489	1:12.830	40.306	159.0	23:41.168							
6	2:34.431	43.554	1:11.523	39.354	163.3	26:15.599							
7	2:34.432	43.308	1:11.566	39.558	163.3	28:50.031							
8	<span style="color: green;">2:34.182</span>	43.242	1:11.601	<span style="color: green;">39.339</span>	163.5	31:24.213							
9	2:48.113 <b>B</b>	<span style="color: green;">42.976</span>	1:15.238	49.899	150.0	34:12.326							
10	3:56.487	2:04.391	1:12.387	39.709	106.6	38:08.813							
11	2:34.348	43.439	<span style="color: green;">1:11.383</span>	39.526	163.4	40:43.161							
<b>270</b> Cengiz OGUZHAN TUR GO Motorsports by DVB RACING PORSCHE GT3 CUP 997													
1	8:08.814	6:10.870	1:17.248	40.696	51.6	8:08.814							
2	<span style="color: green;">2:34.767</span>	43.516	<span style="color: green;">1:11.572</span>	<span style="color: green;">39.679</span>	162.9	10:43.581							
<b>271</b> Cenk CEYISAKAR TUR GO Motorsports by DVB RACING PORSCHE GT3 CUP 997													
1	3:44.179	1:38.242	1:21.628	44.309	112.5	3:44.179							
2	2:39.615	44.211	1:15.028	40.376	158.0	6:23.794							
3	2:34.301	<span style="color: green;">42.860</span>	<span style="color: green;">1:11.671</span>	39.770	163.4	8:58.095							
4	2:36.763	42.905	1:13.533	40.325	160.8	11:34.858							
5	2:58.258 <b>B</b>	43.482	1:22.154	52.622	141.4	14:33.116							
6	4:17.818	2:23.400	1:13.603	40.815	97.8	18:50.934							
7	2:37.748	43.757	1:13.311	40.680	159.8	21:28.682							
8	3:09.719 <b>B</b>	1:00.372	1:17.141	52.206	132.9	24:38.401							
9	13:30.088	...	1:12.586	39.695	31.1	38:08.489							
10	<span style="color: green;">2:34.101</span>	42.939	1:12.017	<span style="color: green;">39.145</span>	163.6	40:42.590							
<b>333</b> Stefan REHKOPF DEU Rehkopf Stefan PORSCHE GT3 CUP 991													
1	3:05.146	1:06.776	1:17.167	41.203	136.2	3:05.146							